

REQUEST A QUOTE



Anvil Industrial Doors
85 Christable Way, Landsdale,
Western Australia, 6065
PO Box 1767, Wangara WA 6947
Phone: (08) 9302 3355
Fax: (08) 9302 3399

105 Steel Roller Shutter

BHP Galvabond G2 Z275 steel in 1.2mm, 1.0mm, 0.8mm gauge slats.

SOUND AND SECURE

Roller Shutters are a proven versatile style of door, ideal for cyclonic areas. They are available with smooth manual or power operation in either galvanised or the full colour range of powder coated finishes. They can be sized to suit openings up to a large 130m².

Roller shutters are ideal for both external and internal installations in most building projects including warehouses, factories, shopping centres, recreation and sporting centres, mining and heavy industry workshop facilities.



Specifications

CURTAIN

The curtain is manufactured from interlocking, roll-formed, steel slats. The ends of each alternate slat are fitted with hardened nylon or cast iron end clips, designed to stop lateral movement and provide smooth, quiet operation. Curtain as standard is windlocked every second slat.

BOTTOM RAIL

The bottom rail of the shutter is extruded aluminium section. A weather seal is fitted as standard to minimise the entry of dust or dirt (over 7500mm 65 x 65 x 5 angle used on Roller Shutters)

LOCKING

Standard locking is provided via:

- 1 **Standard** - A mild steel clasp, designed to secure the hand operated chain, and welded to the guide channel.
- 2 **Optional** - Two (2) shoot bolts, designed to accept padlocks, mounted at each end of the bottom rail.
3. **If motorised, no locking recommended**

GUIDES

The guides are manufactured using a heavy section, roll formed channel.

DRUM

The drum is manufactured from mild steel tube. The drum houses bearings counter balancing helical torsion springs, capable of producing sufficient torque to ensure ease of operation of the curtain from any position.

BRACKETS

Fabricated from mild steel plate, the mounting brackets are manufactured to suit door size and width. Both the drum and mounting brackets are prime coated with one coat of zinc chromate.

FINISH

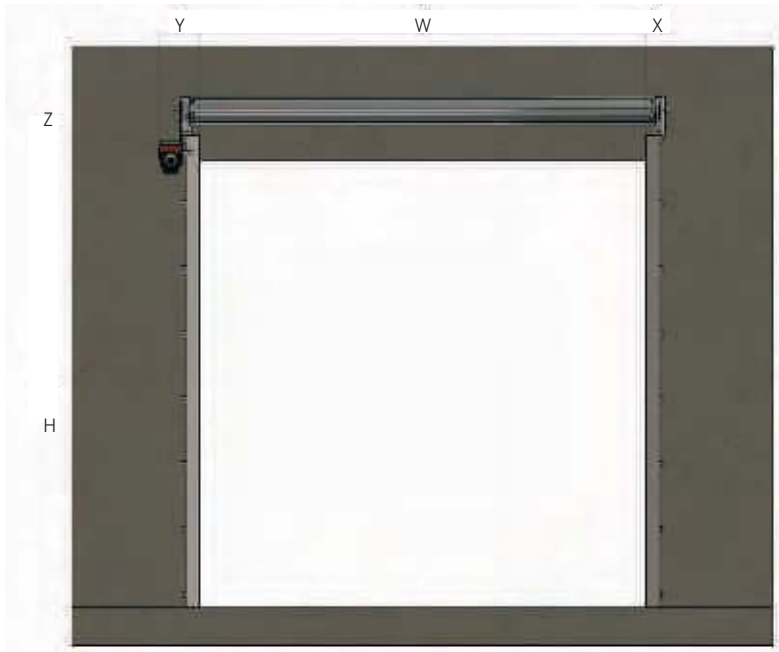
Galvabond Steel or Powdercoated with a full range of colours.

SLAT THICKNESS

0.8mm, 1.0mm, or 1.2mm



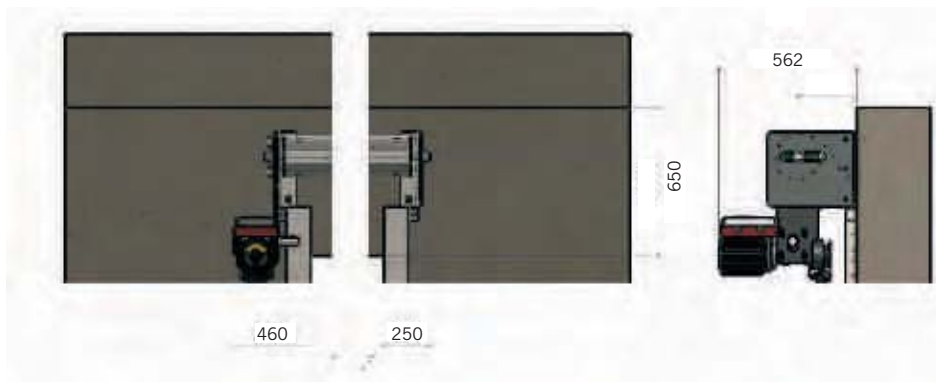
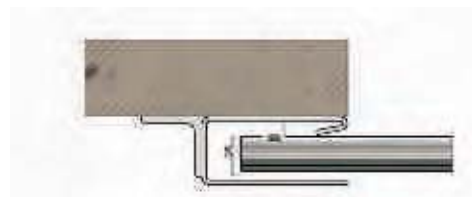
Example Side Room For Roller Shutter



DIMENSION	DESCRIPTION	MIN. VALUE
H	OPENING HEIGHT	-
W	OPENING WIDTH	-
X	MINIMUM SIDE ROOM IDOL END	250
Y	MINIMUM SIDE ROOM MOTOR SIDE	460
Z	MINIMUM HEAD ROOM	650



ELEVATION: INSIDE LOOKING OUT



Technical

SERIES 168 STEEL SHUTTER DOOR SYSTEM

DOOR CURTAIN ASSEMBLY

105mm slat profile (Galvabond- 0.8, 1.0 or 1.2mm-G2-Z275) with Windlocked Nylon clip on every second slat which secures curtain to guides.

HEAVY DUTY GUIDE ASSEMBLY

90mm deep with wall thickness of 2.95mm and formed lock rail running full length of guide to secure wind lock clips.

DRUM ASSEMBLY

168 od AS1163/AS1396 C350 casing with an internal axle which consists of a 48 od x 4mm w/t (AS1163 C350) pipe with 200mm x 35mm solid bright bar (CS1030gr) either end and supported by 35mm bearings (UCF 207).

Each drum consists of engineered specific spring assemblies which counter balance door curtain for safe, long and smooth operation.

All torsion spring used are coiled and heat treated to AS for performance and durability.

All drum and axle components are fabricated using high quality carbon steel.

BOTTOM RAIL ASSEMBLY

Aluminium T/Bar with bottom weather seal.

MOTOR OR MANUAL

Motor operation is a 1hp, 3 phase, 0.75kw (ML4103) motor Door settings are all controlled by the door controller (C10A)

GEARBOX OIL

BP product GR-XP 150 ISO grade changed at 20 mth intervals when door is operated at typical daily cycle (2 operations).

TRANSMISSION DRIVE CHAIN

10B roller chain.

TRANSMISSION DRIVE SPROCKET

10b, 14 tooth sprocket with 31.75mm bore to fit on drive shaft of motor, Sprocket locked in with 8mm key way and 2 grub screws

SERIES 219 INDUSTRIAL STEEL SHUTTER DOOR SYSTEM

DOOR CURTAIN ASSEMBLY

105mm galvabond slat profile with wind lock clip on every second slat which secure curtain in high winds.(curtain deflection varies depending on door width)

HEAVY DUTY GUIDE ASSEMBLY

90mm deep with wall thickness of 2.95mm and formed lock rail running full length of guide to secure wind lock clips.

DRUM ASSEMBLY

219 od AS1163/AS1396 C350 casing with an internal axle which consists of a 61 od x 5.5mm w/t (AS1163 C350) pipe with 300mm x 50mm solid bright bar (CS1020gr) either end and supported by 50mm bearings (UCF 210).

Each drum consists of engineered specific spring assemblies which counter balance door curtain for safe, long and smooth operation.

All torsion spring used are coiled and heat treated to AS for performance and durability.

All drum and axle components are fabricated using high quality carbon steel.

BOTTOM RAIL ASSEMBLY

Aluminium T/Bar with bottom weather seal Up to 7 mtrs. 65x65x4mm Duragal angle with options for doors over 6.5mtrs wide with weather seal to suit.

MOTORS

Operation is by 1hp(415v, 0.75kw, ML103), 1.5hp(415v, 1.10kw, ML153),

Door settings are all controlled by the door controller (C10A). 2hp(415v, 1.15kw, 75004)

Door settings are all controlled by mechanical limits which are located on the side of motor.

GEARBOX OIL

BP product GR-XP 150 ISO grade changed at 20 mth intervals when door is operated at typical daily cycle (2 operations)

TRANSMISSION DRIVE CHAIN

60-1 roller chain.

TRANSMISSION DRIVE SPROCKET

12b, 15 tooth sprocket with 31.75mm bore to fit on drive shaft of motor, Sprocket locked in with 8mm key way and 2 grub screws

SERIES 273 INDUSTRIAL STEEL SHUTTER DOOR SYSTEM

DOOR CURTAIN ASSEMBLY

105mm galvabond slat profile with wind lock clip on every slat which secure curtain in high winds.(curtain deflection varies depending on door width)

HEAVY DUTY GUIDE ASSEMBLY

90mm deep with wall thickness of 2.95mm and formed lock rail running full length of guide to secure wind lock clips.

DRUM ASSEMBLY

273 od AS1163/AS1396 C350 casing with an internal axle which consists of a 60.3 od x 5.5mm w/t (AS1163 C350) pipe with 300mm x 50mm solid bright bar (CS1020gr) either end and supported by 50mm bearings (UCFC 210).

Each drum consists of engineered specific spring assemblies which counter balance door curtain for safe, long and smooth operation.

All torsion spring used are coiled and heat treated to AS for performance and durability.

All drum and axle components are fabricated using high quality carbon steel.

BOTTOM RAIL ASSEMBLY

Fabricated T/Section with bottom weather seal

MOTOR OR MANUAL

3-5hp(415v)

Door settings are all controlled by mechanical limits which are located on the side of motor.

GEARBOX OIL


BP product GR-XP 150 ISO grade changed at 20 mth intervals when door is operated at typical daily cycle (2 operations).

TRANSMISSION DRIVE CHAIN

60-2 roller chain.

TRANSMISSION DRIVE SPROCKET

60-2, 19 tooth sprocket with 31.75mm bore to fit on drive shaft of motor, Sprocket locked in with 10mm key way and 2 locking screws.



Close up of Door with Pier Mount



Close up



Cyclonic steelwork hidden



NOTES

A series of horizontal dotted lines for writing notes, spanning the width of the page.